

# How to Plant Your Pollinator Friendly Garden



With Toxic Free NC





## I Plant Native Flowers!

Support your ecosystem and local pollinators by planting native species.

## II Plant a Variety!

Give your pollinators a wide variety of plants to choose from throughout the year! Select nectar and pollen-producing varieties.

## III Avoid Applying Pesticides!

Protect pollinators by avoiding the use of chemical herbicides and pesticides.



# Lavender

Lavender is extremely popular with pollinators (especially bees and butterflies) because of its strong scent and reliable nectar production.

Lavender is a beginner-friendly flower, so it's a great option for backyard gardeners!



# Milkweed

Milkweed is a beautiful flowering plant that serves both as a food source for bees and other pollinators and as a habitat and host plant for Monarch caterpillars.

Plant native milkweed if you want to enjoy beautiful butterflies all summer long!



# Goldenrod

Goldenrod is a native NC flower that provides bees with a bountiful food source.

Goldenrod plants also help to improve soil health and increase soil stability!



**Pro Tip:** Plant flowers that bloom later in the summer to provide a consistent food source for pollinators all summer long!

# Coneflowers



Coneflowers are colorful and bright and will attract a wide variety of pollinators to your garden!

They provide a stable landing surface for bees and butterflies, making it easier for them to feed from this source of nectar.

**Pro Tip:** Plant certain varieties in clusters to make them easier for pollinators to identify!





## Other Varieties

Plant other varieties such as sunflowers, zinnias, marigolds, aster, coreopsis, beebalm, and salvia for the best results!





The addition of any of these flowers to your garden will help support pollinators all season long!







## Reminder!



Pesticides like mosquito sprays and herbicides harm our pollinators. Protect our native pollinators and their life cycle by using safer alternatives in your garden. Pollinators are necessary for the growth and success of a garden, so take the necessary steps to protect pollinators to enjoy a fruitful, beautiful garden all summer long!



**Pro Tip:** Oil of Lemon Eucalyptus (OLE) based repellents can be just as effective as chemical repellants like DEET.